

Module 2 13<sup>th</sup> march 24

~~that~~

I would like to address the problem of access and the visibility of my premises to the public coming from Eccles St. and Berkeley Rd North.

Location, Location, Location.

Existing proposals will totally obscure my pharmacy.

You state that access to my pharmacy and Berkeley Rd will be maintained

But what does that mean?

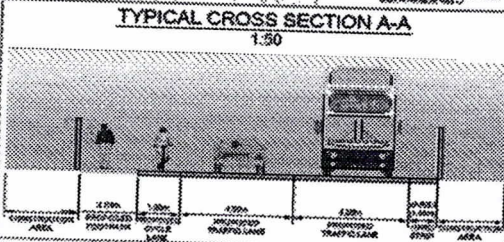
- 1) The absence of a proper footpath.
- 2) The closing of the existing footpath will divert people away.
- 3) The difficulties in circumventing around the site for patients (wheelchairs, crutches, elderly, cancer patients etc.).
- 4) Removal of car parking spaces.
- 5) Construction traffic on and off site.
- 6) Construction traffic moving between sites.
- 7) This traffic bring mud and soil onto main Rd.
- 8) Traffic congestion on Berkeley due to change in priority.
- 9) Traffic using Sarsfield St, O'Connell Av and Geraldine St as rat runs to NCR.


ALL OF THESE FACTORS WILL HAVE AN IMPACT ON MY PHARMACY BUSINESS

It has now been more than 2 weeks since the last hearing and in spite of undertakings given to interact in an effort to resolve our concerns nothing has happened, there has been no engagement, where we have responded quickly and sent an email with our suggestions there has not even been an acknowledgement

The most important element of my pharmacy business is not the building but the good will that has taken years to build up, which can be lost very quickly if taken for granted and if the pharmacy is not in a position to provide a service that is expected and required to my patients and customers then my goodwill suffers.

You need to understand that we perceive these proposals as outlined as a threat to my business and livelihood and that we will do whatever it takes to have our concerns addressed by appropriate negotiations or in another forum.





## Mater Station - Construction Sequence

### Stage 2

#### Commission TTM Phase 1

- Divert traffic over unexcavated station box area onto Berkeley Road so that site B can be established to allow construction of vent structure.

#### Site B Establishment

- Erect site hoarding and clear pavement and road features.

#### Site A Diaphragm wall & piling works

- Establish Bentonite farm / Mixers / De-sanders and install piling platform as well as guide walls.
- Mobilise secant piling/D-wall plant and commence D-Wall & piling works (one rig, one grab and one hydrofraise) for south & mid eastern section of the station box.
- Install sheet pile adjacent to traffic and cast D-Wall concrete panels and install secant pile wall with soft pile at the D wall/Secant Pile wall joint.

#### Key:

- Road Traffic
- Site Traffic
- D-Wall panels under construction
- Secant Pile under construction
- Sheet Pile under construction
- Site Boundary
- Site Entry/Exit with Security
- Cycle Lane

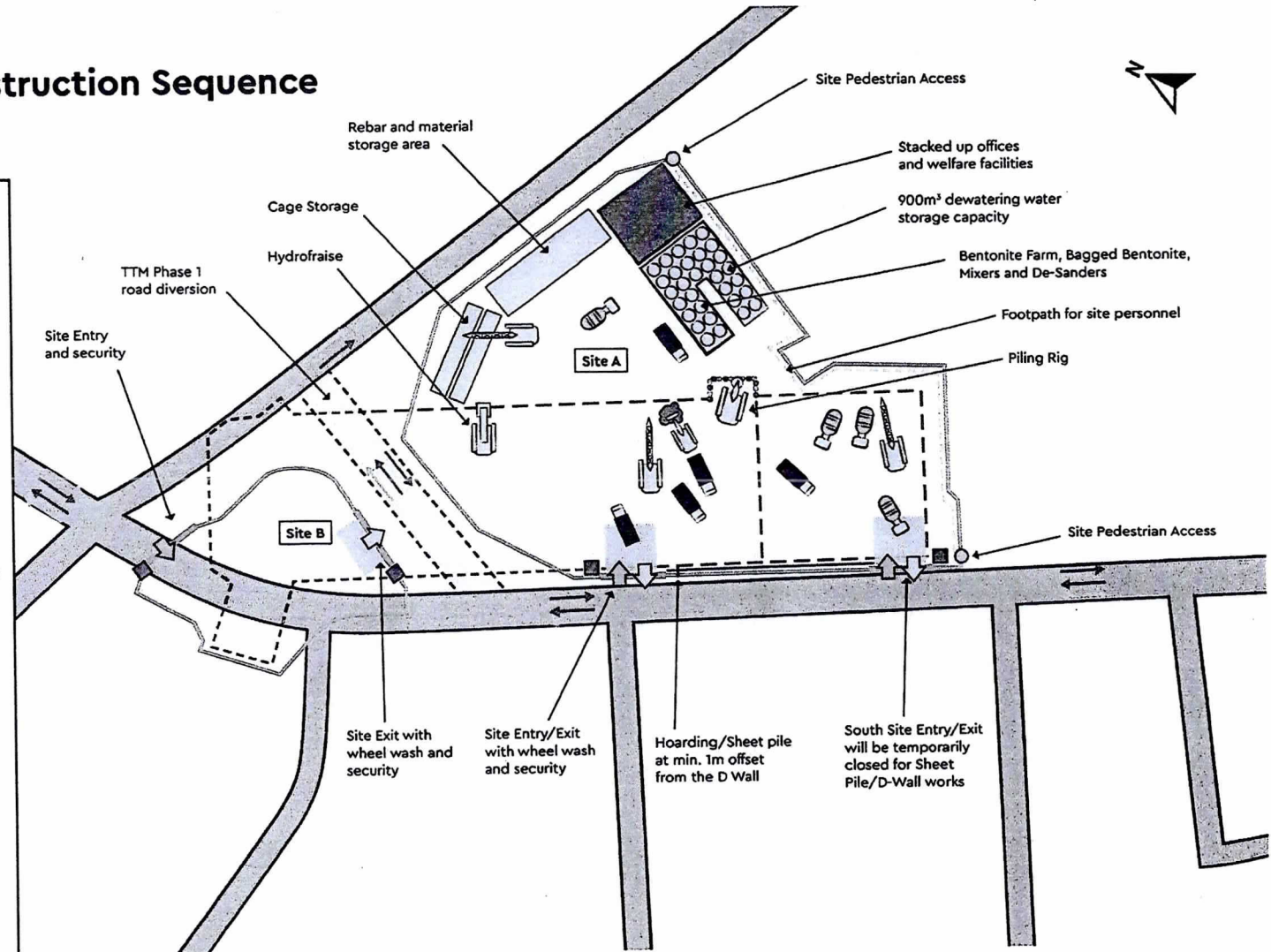



Figure 8-38 Mater Station Stage 2 - Commission TTM Phase 1



## Mater Station - Construction Sequence

### Stage 3

#### Site B Piling & roof slab works

- Install piling platform.
- Mobilise secant piling plant by shifting one rig from site A to B and install sheet pile adjacent to traffic to cast secant piled wall with soft pile at the D wall/Secant Pile joint.
- Excavate, break piles and cast vent shaft roof slab.

#### Prepare TTM Phase 2

- Construct temporary road over vent shaft roof slab in Site B in preparation for road diversion.

Continue Site A Diaphragm Wall works for the south and mid eastern sections

#### Key:

- D-Wall panels installed
- Road Traffic
- ↕ Site Traffic
- - - D-Wall panels under construction
- Secant Pile under construction
- Sheet Pile under construction
- Site Boundary
- Shaft Void covered with steel plate
- Site Entrance/Exit with Security
- Cycle Lane
- Road Construction Area Outline

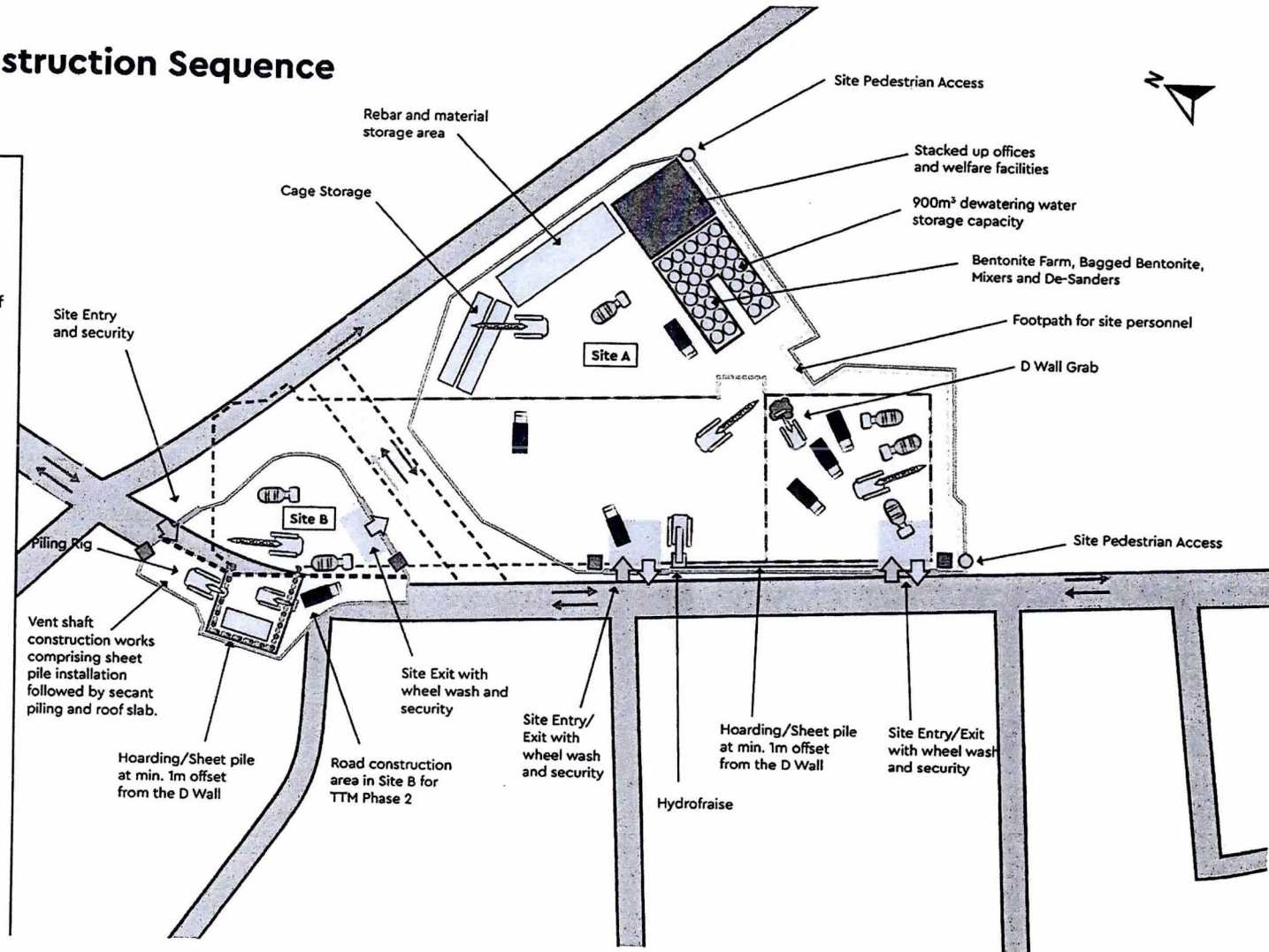



Figure 8-39 Mater Station Stage 3 - TTM Phase 2



## Mater Station – Construction Sequence

### Stage 8

#### Commission TTM Phase 3

- Re-divert traffic over northern edges of station box, onto Berkeley Road and Eccles Street, over the backfilled station box for final vent shaft fit-out.

#### Site D shaft void fit-out & reinstatement

- Re-visit vent shaft location for final fit-out by taking over Site D and supplying small materials through the vent adit from the station box.
- Complete surface structure works, and hand over vent shaft to MEP fit out contractor, after that complete shaft void fit out works and reinstate site D as per the final design layout.

#### Site C Reinstatement works

- Reinstate the Memorial Cross and Corner stone, railings, trees and features of the landscape to the final design layout in Four Masters Park.

#### Key:

- Road Traffic
- Site Traffic
- D-Wall installed
- Secant Pile installed
- Site Boundary
- Fitted voids
- Site Entrance/Exit
- Vent Shaft/Station Roof Slab
- Cycle Lane
- Skylights
- Monument

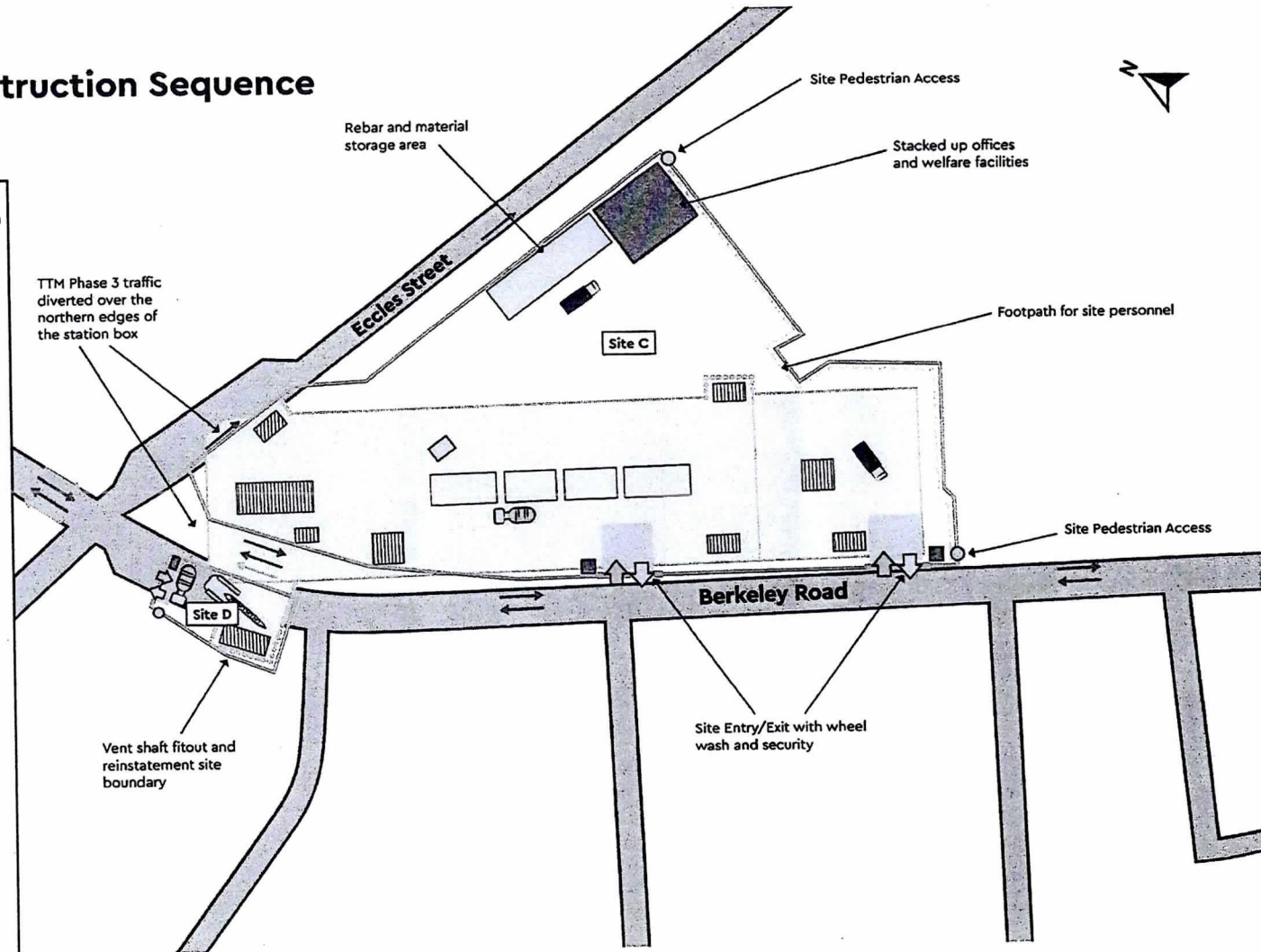


Figure 8-44 Mater Station Stage 8 – Prepare and Commission TTM